

# Inside Elections

with

Nathan L. Gonzales

Nonpartisan Analysis

SEPTEMBER 26, 2024

VOLUME 8, NO. 18

## 2024 Senate Ratings

### Toss-Up (1)

Brown (D-Ohio)

### Tilt Democratic (5)

AZ Open (Sinema, I)  
MI Open (Stabenow, D)  
Baldwin (D-Wis.)\*  
Casey (D-Penn.)  
Rosen (D-Nev.)

### Tilt Republican (1)

Tester (D-Mont.)\*

### Lean Democratic

### Lean Republican

Cruz (R-Texas)#

### Likely Democratic (1)

MD Open (Cardin, D)

### Likely Republican (2)

Scott (R-Fla.)#  
Fischer (R-Neb.)#

### Solid Democratic (14)

CA Open (Butler, D)  
DE Open (Carper, D)  
NJ Open (Helmy, D)  
Cantwell (D-Wash.)  
Gillibrand (D-N.Y.)  
Heinrich (D-N.M.)  
Hirono (D-Hawaii)  
Kaine (D-Va.)  
King (I-Maine)  
Klobuchar (D-Minn.)  
Murphy (D-Conn.)  
Sander (I-Vt.)  
Warren (D-Mass.)

### Solid Republican (9)

IN Open (Braun, R)  
UT Open (Romney, R)  
WV Open (Manchin, I)  
Barrasso (R-Wyo.)  
Blackburn (R-Tenn.)  
Cramer (R-N.D.)  
Hawley (R-Mo.)  
Ricketts (R-Neb.)  
Wicker (R-Miss.)

## CALENDAR

Oct. 1	CBS News Vice Presidential Debate
Oct. 15	Third Quarter FEC Filings Due
Oct. 22	NBA Season Begins
Oct. 24	Pre-election FEC filings Due
Nov. 5	Election Day
Dec. 7	Louisiana Runoff

## Partisan Alignment Could Define 2024 Elections

By Nathan L. Gonzales & Jacob Rubashkin

Ticket-splitting gets a lot of attention but it's increasingly rare and could come to define the 2024 elections.

Looking at survey data in more than 50 competitive Senate and House races around the country, the trend is alignment of the presidential race and the congressional contests. Personal brands may only be worth a few points these days. That's why the Democratic reset from President Joe Biden to Vice President Kamala Harris was so critical. Harris can deliver a performance that resembles 2020; without that, Democrats were on pace to get wiped out.

### Presidential

The presidential race could still go either way. With both parties united behind and energized by their nominees, it looks like independent voters in seven states (Arizona, Georgia, Michigan, Nevada, North Carolina, Pennsylvania, and Wisconsin) will decide the election. The winning candidate likely needs to win four of those seven, although it can't be the four smallest states.

A slight shift in the race could see Harris expand her targets to Texas and Florida, while Virginia could be in former President Donald Trump's reach under better circumstances. The toss-up states are all within a couple of points, but Trump is a known commodity with a low ceiling and Harris has more upside and a spending advantage, giving her a slight edge.

### Senate

Unless Texas, Florida, or Nebraska emerge as more serious Democratic takeover opportunities, then Republicans will control the Senate next year. A Trump victory and a West Virginia win are enough for GOP control. And Montana would give Republicans a straight majority.

But Republicans are also within striking distance in Ohio, Pennsylvania, Wisconsin, and Michigan, where a boost of a few points could give them a couple more seats. We're updating our projection to a GOP gain of 2-4 seats. The Democratic path to maintaining control still exists (with Harris and Tester victories) but it's outside the most likely range.

### House

The close race for president mirrors a tight race for the House, where there's at least a couple dozen races that are extremely close. Many of the races have only been engaged for a few weeks and will evolve based on unique dynamics or a shift in the presidential race.

Republicans are still slight favorites to hold the House. They need to win four of the 15 Toss-up races while Democrats need to win 12. Democrats need to gain four seats and our range is still Democrats +5 to Republicans +5.

# Governor Report Shorts

**Indiana. Open; Eric Holcomb (R) term-limited.** Two recent Democratic polls, including one previously unreported, show a tight race between GOP Sen. Mike Braun and former state Superintendent of Education Jennifer McCormick (a former Republican). The race had previously seen some national attention when Republicans picked controversial pastor Micah Beckwith as their lieutenant governor nominee instead of Braun's preferred running mate.

McCormick's allies believe that Braun is unpopular, and that the presence of another conservative on the ballot, Libertarian Donald Rainwater, could siphon votes from the Republican. Rainwater received 12 percent in the 2020 gubernatorial race; if he reaches that mark again,

McCormick could win with about 45 percent, similar to what 2016 nominee John Gregg received. But right now she's performing like a typical Democrat at 40 percent. It's a long-shot for Democrats but not out of the realm of possibility since Republicans in Indiana have chosen to fight amongst themselves. Shift from Solid Republican to Likely Republican.

*GBAO (D) for Democratic Governors Association, Sept. 19-22 (LVs)— General election ballot: Braun over McCormick, 44% - 41%, Rainwater (L) 8%.*

*Emerson College for The Hill, Sept. 12-13 (LVs)(mixed mode)— General election ballot: Braun over McCormick, 45% - 34%, Rainwater (L) 6%.*

*Lake Research Partners (D) for Destiny Wells for Attorney General campaign, Aug. 26-Sept. 2 (LVs)(live caller)— General election ballot: Braun over McCormick, 41% - 39%, Rainwater (L) 9%.*

## 2024 Gubernatorial Ratings

### Toss-up (1)

NH Open (Sununu, R)

### Tilt Democratic

### Tilt Republican

### Lean Democratic

### Lean Republican

### Likely Democratic (2)

NC Open (Cooper, D)

WA Open (Insee, D)

### Likely Republican (1)

IN Open (Holcomb, R)#

### Solid Democratic (1)

DE Open (Carney, D)

### Solid Republican (6)

MO Open (Parson, R)

ND Open (Burgum, R)

WV Open (Justice, R)

Cox, R (Utah)

Gianforte, R (Mont.)

Scott, R (Vt.)

*Takeovers in italics, # moved benefiting Democrats, \* moved benefiting Republicans*

**New Hampshire. Open; Chris Sununu (R) not seeking re-election.** The Granite State's two premier pollsters both released surveys of the race following the primary and found similarly close contests. St. Anselm's College found former GOP Sen. Kelly Ayotte ahead of former Manchester Mayor Joyce Craig by 3 points, while University of New Hampshire's Survey Center put Craig ahead by 1 point. Both parties are engaged on the airwaves, with Craig hitting Ayotte on abortion, and the Republican hitting back on tax increases. Toss-up.

*University of New Hampshire, Sept. 12-16 (LVs)(online)— General election ballot: Craig over Ayotte, 47% - 46%.*

*St. Anselm's University, Sept. 11-12 (LVs)(online)— General election ballot: Ayotte over Craig, 46% - 43%.*

**North Carolina. Roy Cooper (D) term-limited.** Things have gone from bad to worse for Lt. Gov. Mark Robinson. In the wake of a damaging CNN story unearthing racist, sexist and graphic comments made by Robinson on an adult website, most of the GOP nominee's campaign staff quit, and the Republican Governors Association looks likely to cut him off. Tennessee Gov. Bill Lee, the group's chairman, rescinded his endorsement, and the group's TV ads ended this week. That leaves Robinson on his own to face a \$12.5 million onslaught from state Attorney General Josh Stein, now the favorite to be the next governor. Likely Democratic.

*New York Times/Siena College, Sept. 17-21 (LVs)(live caller)— General election ballot: Stein over Robinson, 47% - 36%.*



# Inside Elections

with

Nathan L. Gonzales

Nonpartisan Analysis

810 7th Street NE, Washington, DC, 20002  
202-546-2822



**Nathan L. Gonzales**  
Editor & Publisher  
nathan@insideelections.com  
@nathanlgonzales



**Jacob Rubashkin**  
Deputy Editor  
jacob@insideelections.com  
@jacobrubashkin



**Bradley Wascher**  
Contributing Analyst  
bradley@insideelections.com  
@bradwascher

**Will Taylor**  
Production Artist  
will@insideelections.com

**Stuart Rothenberg**  
Senior Editor  
stu@insideelections.com

[@InsideElections](#) [facebook.com/InsideElections](https://facebook.com/InsideElections) [YouTube.com/@InsideElections](https://YouTube.com/@InsideElections)

Copyright 2024, Inside Elections LLC. All rights reserved.

# House Report Shorts

## Alaska.

**At-Large District. Mary Peltola, D, re-elected 55%. Trump 53%.** Republican Nick Begich struggled to fundraise for much of the primary, and now outside groups are coming in to bolster him with positive advertising ahead of the general election. The NRCC is also airing negative ads against Peltola, while the incumbent's allies take on Begich's business record in TV ads. Republicans believe their ads have successfully driven down Peltola's favorables and drawn this race to a dead heat. Toss-up.

## Arizona.

**1st District (Northeastern Phoenix and Scottsdale) David Schweikert, R, re-elected 50%. Biden 50%.** Both Harris and Democratic Rep. Ruben Gallego, the party's Senate nominee, should do pretty well in this suburban Phoenix district. But Schweikert is a survivor with a history of outperforming the top of the ticket. Former state Rep. Amish Shah will have to spend heavily to finally beat the incumbent, who's escaped close races for years. Tilt Republican.



Amish Shah

Courtesy Shah Campaign

**2nd District (Northeastern Arizona) Eli Crane, R, elected 54%. Trump 53%.** Jonathan Nez, the former Navajo Nation president running as a Democrat, quietly emerged as one of his party's best online fundraisers in August, pulling in more cash on ActBlue than all but three other House candidates. He'll need all the funding he can get to sneak up on Crane given the unfavorable partisanship of the district. Likely Republican.

**6th District (Southeastern Arizona and eastern Tucson area) Juan Ciscomani, R, elected 51%. Biden 49.3%.** It's immigration vs. abortion in this evenly divided district. Ciscomani and his allies are making hay of a video clip of opponent Kirsten Engel saying there isn't an immigration or border "crisis" in Arizona, while Engel and her backers are charging hard at the Republican over abortion issues. This race is Tilt Republican for now, but may be a Toss-up before too long.

## California.

**3rd District (Northeastern Sacramento suburbs and Lake Tahoe to Death Valley) Kevin Kiley, R, elected 54%. Trump 49.7%.** Both Kiley and his Democratic opponent Jessica Morse are engaged on the airwaves with negative ads. But the seat has yet to attract any outside investment and Kiley retains an advantage. Likely Republican.

**9th District (Stockton area) Josh Harder, D, re-elected 55%. Biden 56%.** Stockton Mayor Kevin Lincoln has a TV ad highlighting his upbringing. Harder began airing his first TV ad last week, focused on electricity rates. Likely Democratic.

**13th District (Mid-Central Valley) John Duarte, R, elected 50%. Biden 54%.** A poll conducted by a consortium of California universities

found former state assemblyman Adam Gray leading Duarte by 1 point, 46-45 percent. The same poll found that Harris led Trump by just 3 points, a sharp downturn from Biden's 2020 performance and an indicator that the Central Valley remains a problem spot for the Democrats. Toss-up.

**22nd District (Southern Central Valley and eastern Bakersfield area) David Valadao, R, re-elected 52%. Biden 55%.** The two parties disagree on the current shape of the race. Democrats believe former

Continued on page 4

## 2024 House Ratings

### Toss-Up (8D, 7R)

AK AL (Peltola, D)	MI 8 (Open; Kildee, D)
CA 13 (Duarte, R)	NE 2 (Bacon, R)
CA 27 (Garcia, R)	NC 1 (Davis, D)
CO 8 (Caraveo, D)	NY 4 (D'Esposito, R)
IA 1 (Miller-Meeke, R)#	OR 5 (Chavez-DeRemer, R)
IA 3 (Nunn, R)#	VA 7 (Open; Spanberger, D)
ME 2 (Golden, D)*	WA 3 (Perez, D)
MI 7 (Open; Slotkin, D)	

### Tilt Democratic (6D, 1R)

CA 47 (Open; Porter, D)
NM 2 (Vasquez, D)#
NY 22 (Williams, R)
OH 13 (Sykes, D)
OH 9 (Kaptur, D)
PA 7 (Wild, D)
PA 8 (Cartwright, D)

### Tilt Republican (10R)

AZ 1 (Schweikert, R)	NJ 7 (Kean Jr., R)
AZ 6 (Ciscomani, R)	NY 17 (Lawler, R)
CA 22 (Valadao, R)	NY 19 (Molinaro, R)
CA 41 (Calvert, R)	PA 10 (Perry, R)
CA 45 (Steel, R)	VA 2 (Kiggans, R)

### Lean Democratic (1D)

CT 5 (Hayes, D)
-----------------

### Lean Republican (5R)

CO3 (Open; Boebert, R)	NY 1 (LaLota, R)
MI 10 (James, R)	WI 3 (Van Orden, R)
MT 1 (Zinke, R)	

### Likely Democratic (19D, 2R)

AL 2 (Open; Moore, R)	NV 4 (Horsford, D)
CA 9 (Harder, D)	NV 3 (Lee, D)
CA 49 (Levin, D)	NY 3 (Suozzi, D)
IL 17 (Sorensen, D)#	NY 18 (Ryan, D)#
IN 1 (Mrvan, D)	OH 1 (Landsman, D)
KS 3 (Davids, D)	OR 4 (Hoyle, D)
LA 6 (Open; Graves, R)	OR 6 (Salinas, D)
MI 3 (Scholten, D)	PA 17 (Deluzio, D)
MN 2 (Craig, DFL)#	TX 34 (Gonzalez, D)
NH 1 (Pappas, D)	TX 28 (Cuellar, D)
NV 1 (Titus, D)	

### Likely Republican (8R, 3D)

AZ 2 (Crane, R)	NC 13 (Open; Nickel, D)
CA 3 (Kiley, R)	NC 14 (Open; Jackson, D)
CA 40 (Kim, R)	PA 1 (Fitzpatrick, R)
FL 13 (Luna, R)	TX 15 (De La Cruz, R)
FL 27 (Salazar, R)	WI 1 (Steil, R)
NC 6 (Open; Manning, D)	

	GOP	DEM
Solid	188	177
Likely/Lean/Tilt	26	29
Total	214	206
Toss-up		15
Needed for majority		218

Takeovers in italics. # moved benefiting Democrats. \* moved benefiting Republicans


*Continued from page 3*

state Assemblyman Rudy Salas is outpacing Valadao with a reasonably strong performance by Harris at the top of the ticket. Republicans believe Valadao is in a strong position as Harris struggles in the Central Valley against Trump. One thing is certain, turnout will be much higher than in 2022. Tilt Republican.

**40th District (Eastern Orange County) Young Kim R, re-elected 57%. Biden 49.9%.** Harris may have some strength in Orange County and could conceivably carry this district. But former fire chief Joe Kerr has lagged in fundraising and can't count on any outside support in the brutally expensive LA media market. Likely Republican.

**45th District (Western Orange County) Michelle Steel, R, re-elected 52%. Biden 52%.** Derek Tran, the Democratic nominee, released a poll conducted in mid-

September by Tulchin Research showing him leading Steel by 2 points, 47-45 percent. A public survey conducted by a consortium of California universities found a similar result, with Tran up 2 points, 48-46 percent. A



Michelle Steel

Bill Clark/CQ Roll Call

strong performance from Harris at the top of the ticket — she led in the California Elections & Policy Poll by 8 points — could boost Tran over the top. Republicans are skeptical that Vietnamese voters in the district are as pro-Tran as Democrats believe they are. Tilt Republican.

## Colorado.

**3rd District (Pueblo area and Western Slope) Open; Lauren Boebert, R, running in 4th District. Trump 53%.** The spotlight may not be on this race now that Boebert switched districts, but Democrat Adam Frisch is still keeping it competitive. That's frustrating for Republicans, as the seat should be an easy hold given its partisan lean. But Frisch's massive war chest (\$3.9 million on June 30) means he'll be able to dominate the airwaves from now until Election Day — he has \$2 million reserved for TV ads ahead of Election Day compared to \$116,000 for Hurd. Lean Republican.

**8th District (Northern Denver suburbs and Greeley area) Yadira Caraveo, D, elected 48%. Biden 51%.** GOP super PAC Congressional Leadership Fund has begun to advertise against Caraveo, which will help state Rep. Gabe Evans close a significant spending gap. Democrats outspent Republicans in the district by 3-to-1 in September, thanks in part to deep-pocketed cryptocurrency group Fairshake. This continues to be a tight race. Toss-up.

## Connecticut.

**5th District (Northern Fairfield County and northwestern Connecticut) Jahana Hayes, D, re-elected 50%. Biden 55%.** Republicans typically shy away from "identity politics" but former state Sen. George Logan's TV ads lean into his identity as an African Caribbean son of immigrants. Hayes, who has faced attacks on her criminal justice record, has a TV featuring her husband, who is a detective. Hayes isn't regarded as the strongest incumbent, but she still has the lead. Lean Democratic.

## Florida.

**13th District (Part of St. Petersburg and suburbs) Anna Paulina Luna, R, elected 53%. Trump 53%.** Luna may frustrate national Democrats with her pro-Trump stances but is still popular in her district and looks likely to defeat opponent Whitney Fox absent a major change in the race. Likely Republican.

## Illinois.

**17th District (North-central Illinois cities from Rockford to Quad Cities area to Bloomington) Eric Sorensen, D, elected 52%. Biden 53%.** Sorensen has solidified his hold on the district despite GOP hopes that former Judge Joe McGraw could make this a competitive race. Shift from Lean Democratic to Likely Democratic.

## Iowa.

**1st District (Southeastern Iowa) Marianne Miller-Meeks, R, re-elected 53%. Trump 50%.** This has quickly become one of the buzziest races on the map. Former state Rep. Christina Bohannon is locked in a tight race with Miller-Meeks, whose popularity among Republicans has not recovered from an unexpectedly tough primary against a more MAGA-aligned opponent. The Congressional Leadership Fund is embarking on a \$2.3 million rescue mission for the sophomore congresswoman. Shift from Tilt Republican to Toss-up.

**3rd District (Des Moines and southwestern Iowa) Zach Nunn, R, elected 50%. Trump 49%.** Former Biden administration official Lanon Baccam released a campaign poll from GQR showing him outpacing Nunn, 50-46 percent. And even some GOP strategists acknowledge that Nunn's popularity has taken a hit as Democrats have blanketed the district with abortion-focused ads. The GQR survey found Harris leading Trump by 7 points, which would be a significant improvement over Biden's 2020 performance and may mean the poll is rosy for Democrats. But Iowa polling guru J. Ann Selzer also found Harris trailing Trump by just 4 points in her latest survey, which would be a significant uptick for the Democrat. Shift from Tilt Republican to Toss-up.

## Maine.

**2nd District (Northern Maine) Jared Golden, D, re-elected 53%. Trump 52%.** A public survey from Pan Atlantic Research found state Rep. Austin Theriault leading Golden by 3 points. That's more optimistic for the Republican than private polling in the district, but it underscores Golden's challenge in a seat that may vote for Trump by high single digits. Both parties are fully engaged on the airwaves, with Republicans hitting Golden for his change in position on gun control (following a mass shooting in the district) while Democrats hit Theriault on his voting record in the state legislature. Shift from Tilt Democratic to Toss-up.

## Maryland.

**6th District (Western Maryland and northwestern D.C. exurbs) Open; David Trone, D, ran for Senate. Biden 54%.** Former Gov. Larry Hogan will likely win this district by a lot in the Old Line State's Senate race. But Democrat April McClain-Delaney shouldn't have too much trouble winning at the same time, especially once she starts spending her personal fortune. Former state Del. Neil Parrott is unlikely to get outside support but has residual name I.D. from two previous runs. Likely Democratic.

*Continued on page 5*

Continued from page 4

## Michigan.

**7th District (Lansing area and northwestern Detroit exurbs) Open; Elissa Slotkin, D, running for U.S. Senate. Biden 50%.** Former Sen. Curtis Hertel has gone on air with a second positive campaign ad after airing a direct-to-camera spot in August; the Democratic nominee has struggled to raise his name ID compared to his opponent, former state Sen. Tom Barrett, who ran here in 2022. If his latest paid media push, which also includes anti-Barrett ads from outside supporters, doesn't pull him into contention, this race could look dicier for Democrats. Toss-up.

**8th (Flint and Tri-Cities areas) Open; Dan Kildee, D, retiring. Biden 50%.** State Sen. Kirsten McDonald Rivet's campaign released a poll conducted by GSG from Sept. 4-8 that found Rivet leading GOP opponent Paul Junge by 2 points, 46-44 percent. That's a slight uptick from GSG's previous poll of the race, which found Rivet down by 1. Toss-up.

## Montana.

**1st District (western Montana) Ryan Zinke, R, elected 49%.** Zinke's unique unpopularity continues to make this race a headache for

Republicans, even as Trump should carry the 1st District handily at the top of the ticket. Tranel's ads are some of the most memorable this cycle and she's about to get some serious support from House Majority PAC on the airwaves starting in October.

The Congressional Leadership Fund has not reserved ads to back Zinke yet. Lean Republican.



Ryan Zinke

Tom Williams/CQ Roll Call

## Nebraska.

**2nd District (Greater Omaha area) Don Bacon, R, re-elected 52%. Biden 52%.** Republicans faltered in their latest attempt to change state law to allocate electoral votes on a winner-take-all basis instead of by congressional district. That means the Harris campaign will remain heavily invested in this district, which could accrue to state Sen. Tony Vargas's benefit, as the vice president is ahead by mid-single digits. Republicans believe Bacon will come from behind to win once again. Toss-up.

## New Hampshire.

**1st District (Eastern New Hampshire) Chris Pappas, D, re-elected 54%. Biden 52%.** A St. Anselm's College poll found Pappas well ahead of former executive councilor Russell Prescott, 50-38 percent, and a University of New Hampshire poll pegged Pappas ahead by 17 points, 52-35 percent. Prescott can't count on much if any outside support from GOP players and trailed Pappas significantly in cash-on-hand in mid-August. Prescott's name ID was an anemic 35 percent in the poll, and he has little time to turn things around. Likely Democratic.

Continued on page 6

# Likely New Members of the Next Congress

Candidates Who Won Primaries in Solid or Likely Takeover Races

STATE	DISTRICT	NAME	PARTY
AZ	3rd	Yassamin Ansari	D
AZ	8th	Abe Hamadeh	R
CA	29th	Luz Rivas	D
CA	30th	Laura Friedman	D
CA	31st	Gil Cisneros	D
CO	5th	Jeff Crank	R
DE	AL	Sarah McBride	D
FL	8th	Mike Haridopolos	R
GA	3rd	Brian Jack	R
IN	3rd	Marlin Stutzman	R
IN	6th	Jefferson Shreve	R
IN	8th	Mark Messmer	R
KS	2nd	Derek Schmidt	R
MD	2nd	Johnny Olszewski	D
MD	3rd	Sarah Elfreth	D
MN	3rd	Kelly Morrison	DFL
MO	1st	Wesley Bell	D
MO	3rd	Bob Onder	R
MT	2nd	Troy Downing	R
NC	6th	Addison McDowell	R
NC	8th	Mark Harris	R
NC	10th	Pat Harrigan	R
NC	13th	Brad Knott	R
NC	14th	Tim Moore	R
ND	At-Large	Julie Fedorchak	R
NH	2nd	Maggie Goodlander	D
NJ	3rd	Herb Conaway	D
NJ	9th	Nellie Pou	D
NY	16th	George Latimer	D
OH	2nd	David Taylor	R
OR	3rd	Maxine Dexter	D
SC	3rd	Sheri Biggs	R
TX	12th	Craig Goldman	R
TX	18th	Sylvester Turner	D
TX	26th	Brandon Gill	R
TX	32nd	Julie Johnson	D
UT	3rd	Mike Kennedy	R
VA	5th	John McGuire	R
VA	10th	Suhas Subramanyam	D
WA	5th	Michael Baumgartner	R
WA	6th	Emily Randall	D
WI	8th	Tony Wied	R
WV	2nd	Riley Moore	R
CA	Senate	Adam Schiff	D
DE	Senate	Lisa Blunt Rochester	D
IN	Senate	Jim Banks	R
NJ	Senate	Andy Kim	D
UT	Senate	John Curtis	R
WV	Senate	Jim Justice	R

Continued from page 5

**2nd District (Western and northern New Hampshire) Open; Ann Kuster, D, not seeking re-election. Biden 54%.** Attorney Maggie Goodlander shouldn't have any problem dispatching GOP nominee Lily Tang Williams, a former Colorado Libertarian Senate candidate. Goodlander led Tang Williams by 11 points, 49-38 percent, in two recent surveys (one by St. Anselm's College and one by the University of New Hampshire. Solid Democratic.

**New Jersey.**

**7th District (Southwestern New York City suburbs and exurbs) Tom Kean Jr., R, elected 51%. Biden 51%.** Former Working Families Alliance state director Sue Altman is still relatively unknown, and it will be expensive to introduce herself in the New York media market, especially when it's not clear she'll have outside support. Kean has vulnerabilities and Harris could win the district by a couple of points, which keeps the contest competitive. Tilt Republican.



Sue Altman

Courtesy Altman Campaign

**New Mexico.**

**2nd District (Southern New Mexico and western Albuquerque area) Gabe Vasquez, D, elected 50%. Biden 52%.** This race is close but Vasquez has a consistent, narrow lead over former Rep. Yvette Herrell. She's not out of the game yet, and may actually still be better-known than the incumbent congressman (albeit less popular). Shift from Toss-up to Tilt Democratic.

**New York.**

**4th District (Southern Nassau County) Anthony D'Esposito, R, elected 52%. Biden 57%.** D'Esposito was already among the most vulnerable Republicans in the country before the *New York Times* reported that he had an affair and put his mistress on his office's payroll. It won't be immediately clear if the story will damage D'Esposito in his tough race against Democrat Laura Gillen, but it doesn't make his life any easier. Toss-up.

**17th District (Lower Hudson Valley) Mike Lawler, R, elected 50%. Biden 54%.** Former Rep. Mondaire Jones released a GBAO survey arguing that his recent spending spree — \$2 million on TV ads since the beginning of the month — has improved his position against Lawler. In the poll, Jones trails the incumbent by 3 points, compared to a 7-point deficit a month earlier. But those final points may prove difficult, especially as Lawler's allies begin hitting Jones. And a Working Families Party candidate continues to cause headaches for the Democrat; Anthony Frascone pulled 5 percent on a ballot line typically held by Democrats. Tilt Republican.

**18th District (Upper Hudson Valley) Pat Ryan, D, re-elected 51%. Biden 54%.** Republicans had high hopes for retired NYPD detective Alison Esposito, who is a compelling candidate on paper. But the 20-year veteran of the force, who is the rare openly gay Republican and was Rep. Lee Zeldin's running mate in his 2022 gubernatorial run, has struggled

to gain traction against Ryan. While Esposito has begun to receive some support from the Congressional Leadership Fund, with Republicans on defense elsewhere in the pricey New York media market Esposito may not get as much help as fellow Republicans Lawler, D'Esposito, and Molinaro. Shift from Lean Democratic to Likely Democratic.

**19th District (Southeastern upstate New York) Marc Molinaro, R, elected 51%. Biden 51%.** Both parties are fully engaged on the airwaves, with both Molinaro and opponent Josh Riley, plus Democratic and Republican super PACs, airing 12 unique ads this week. This race could end up being a toss-up before Election Day. Tilt Republican.

**Oregon.**

**5th District (Southern Portland suburbs and central Oregon) Lori Chavez-DeRemer, R, elected 51%. Biden 53%.** Chavez DeRemer remains one of the most vulnerable incumbents in the country. She's locked in an even race with Democrat Janelle Bynum in a district where Harris is likely to outpace Trump. The Bynum campaign released a poll

Continued on page 7

**2024 Presidential Ratings  
(Electoral Votes)**

Toss-Up (93)			
Arizona (11)	Georgia (16)	Michigan (15)	North Carolina (16)
Pennsylvania (19)	Wisconsin (10)	Nevada (6)	
Tilt Democratic (0)		Tilt Republican (0)	
Lean Democratic (15)		Lean Republican (31)	
Minnesota (10)	Nebraska 2nd (1)	Florida (30)	
New Hampshire (4)		Maine 2nd (1)	
Likely Democratic (15)		Likely Republican (63)	
Maine Statewide (2)		Iowa (6)	Texas (40)
Virginia (13)		Ohio (17)	
Solid Democratic (196)		Solid Republican (125)	
California (54)	New York (28)	Alabama (9)	Nebraska 1st (1)
Colorado (10)	Oregon (8)	Alaska (3)	Nebraska 3rd (1)
Connecticut (7)	Rhode Island (4)	Arkansas (6)	North Dakota (3)
Delaware (3)	Vermont (3)	Idaho (4)	Oklahoma (7)
District of Columbia (3)	Washington (12)	Indiana (11)	South Carolina (9)
Hawaii (4)		Kansas (6)	South Dakota (3)
Illinois (19)		Kentucky (8)	Tennessee (11)
Maine 1st (1)		Louisiana (8)	Utah (6)
Maryland (10)		Mississippi (6)	West Virginia (4)
Massachusetts (11)		Missouri (10)	Wyoming (3)
New Jersey (14)		Montana (4)	
New Mexico (5)		Nebraska Statewide (2)	
		<b>GOP</b>	<b>DEM</b>
		2020 Results	232 306
		<b>2024 Ratings</b>	219 226
		Toss-up	93
		Needed to Win	270

Continued from page 6

from mid-September showing the Democrat ahead by 2 points, 47-45 percent. This continues to be one of the most competitive and expensive House races in the country. Toss-up.

**6th District (Salem area, Dallas and southwestern Portland suburbs) Andrea Salinas, D, elected 50%. Biden 55%.** There was some evidence over the summer that Salinas was vulnerable. But neither the NRCC nor CLF are investing in the race and Erickson hasn't started to spend his own money. Now, Salinas and her allies are slated to spend more than \$4 million on TV ads. The Erickson campaign has spent \$1,000 on TV and Republicans don't have future reservations. Salinas looks like she'll be OK. Likely Democratic.

## Pennsylvania.

**1st District (Northern Philadelphia suburbs) Brian Fitzpatrick, R, re-elected 55%. Biden 52%.** Both Fitzpatrick and Democratic nominee

Ashley Ehasz agree that Fitzpatrick is winning this race, but disagree on the margin. Fitzpatrick's campaign released an early September poll showing the Republican with a 14-point lead over the former Army



Brian Fitzpatrick

Tom Williams/CQ Roll Call

helicopter pilot, 54-40 percent, while the Ehasz campaign put out a poll from around the same time showing her down just 5 points, 50-45 percent. Likely Republican.

**10th District (Harrisburg and York areas) Scott Perry, R, re-elected 54%. Trump 51%.** Former WGAL anchor Janelle Stelson will enjoy a spending advantage on the airwaves in the last six weeks of the election; Stelson has significantly outraised Perry and has been on TV for weeks, including with a spot emphasizing her support for shutting down the border and deporting illegal migrants. The NRCC and Congressional Leadership Fund have stayed away from the race so far, but an under-the-radar GOP super PAC reserved \$2.3 million to boost Perry in mid-October. Tilt Republican.

## Texas.

**15th District (Rio Grande Valley to the outer San Antonio metro area) Monica De La Cruz, R, elected 53%. Trump 51%.** De La Cruz has run seven positive TV ads in September, while opponent Michelle Vallejo has aired just two. Vallejo should get some support from the Congressional Hispanic Caucus in the coming weeks, and this race could tighten up if House Majority PAC ultimately goes through with its \$1.1 million in TV ad reservations for this district (rather than reallocating that money elsewhere). But for now De La Cruz remains in the driver's seat. Likely Republican.

## Virginia.

**2nd District (Suburban Hampton Roads) Jen Kiggans, R, elected 52%. Biden 50%.** Republicans are still relatively unconcerned about Kiggans in her race against Democrat Missy Cotter Smasal, even as Democrats gear up to spend a significant sum starting in October. Tilt Republican.

**7th District (Southern D.C. exurbs) Open, Abigail Spanberger, D, running for governor. Biden 52%.** Republican Derrick Anderson released a poll from Ragnar Research showing a tied race with Democrat Eugene Vindman, with both candidates at 43 percent and with identical name IDs. Both parties' super PACs will spend heavily in this district but Vindman's massive fundraising — he's probably the best Democratic fundraiser on the House map and pulled in at least \$3.5 million through July and August alone — means he'll be able to advertise on TV much more efficiently than Anderson. Toss-up.

## Washington.

**3rd District (Southwestern Washington) Marie Gluesenkamp Perez, D, elected 50.4%. Trump 51%.** Democrats will probably have a spending advantage in this district through Election Day. Not only is Gluesenkamp Perez a strong fundraiser, but she can count on support from both the DCCC and House Majority PAC. Kent has lagged in fundraising, and will only have backing from the NRCC, as the Congressional Leadership Fund is steering clear of this contest. Kent's personal baggage, including his past ties to white supremacists, are also still an issue for him. But it may not matter given the partisan lean of the seat, which favors Republicans. Toss-up.

## Wisconsin.

**1st District (Southeastern Wisconsin) Bryan Steil, R, re-elected 54%. Trump 50%.** Steil and his opponent, former Rep. Peter Barca, have traded barbs on the airwaves over abortion over the past few weeks. Steil will get some outside support from Eighteen Fifty Four Fund and cryptocurrency group Fairshake in the final two weeks of the race, and will have a spending advantage over Barca. House Majority PAC has \$2 million in TV reservations in the Milwaukee media market that would help the Democrat close the gap but that money isn't a guarantee yet. Likely Republican.

**3rd District (Southwestern Wisconsin) Derrick Van Orden, R, elected 52%. Trump 51%.** Van Orden and the NRCC have a new hybrid TV ad that aims to pierce opponent Rebecca Cooke's image as a folksy small business owner by highlighting her history as a Democratic political consultant. House Majority PAC has nearly \$4 million reserved in this district for the end of October and looks increasingly likely to spend it on Cooke's behalf. Lean Republican.

IE



## Podcast Episode 31

Nathan and Jacob talk about the latest poll in Montana and break down the competitive race in Connecticut's 5th District with *Roll Call* reporter Daniela Altimari, formerly of the *Hartford Courant*.

Available to listen on any of the regular podcast platforms or watch on YouTube.

# Senate Report Shorts

## Arizona. Open; Kyrsten Sinema (I) not seeking re-election.

Whether it's statewide surveys or snapshots in competitive House districts, it's clear that Democratic Rep. Ruben Gallego has the edge over GOP former local news anchor / 2022 gubernatorial nominee Kari Lake. It looked like Lake had a better chance early this summer when Trump was opening up a significant lead but with Harris competing closely for Arizona, Gallego is in a strong position. Tilt Democratic.

*Marist College, Sept. 19-24 (LVs)(mixed mode)— General election ballot: Gallego over Lake, 54% - 44%.*


*New York Times/Siena College, Sept. 17-21 (LVs)(live caller)— General election ballot: Gallego over Lake, 49% - 43%.*

*Redfield & Wilton Strategies for The Daily Telegraph, Sept. 16-19 (LVs)(online)— General election ballot: Gallego over Lake, 46% - 41%.*

*Emerson College for The Hill, Sept. 15-18 (LVs)(mixed mode)— General election ballot: Gallego over Lake, 48% - 42%.*

## Florida. Rick Scott (R) elected 2018 (50%).

It looks increasingly like 2022, with its big wins by Gov. Ron DeSantis and Sen. Marco Rubio, was a bit of a red aberration. Limited data show Harris within a few points of Trump and former Democratic Rep. Debbie Mucarsel Powell within striking distance of Scott. Scott has won three statewide races previously (albeit by 1 point or less each time), and has plenty of personal money to dump into the race. But he's unpopular and hasn't put away Mucarsel Powell yet. Shift from Solid Republican to Likely Republican.



Debbie Mucarsel Powell

Tom Williams/CQ Roll Call

*The Bullfinch Group for the Independent Center, Sept. 20-23 (RVs)(online)— General election ballot: Scott over Mucarsel-Powell, 46% - 44%.*

*Redfield & Wilton Strategies for The Daily Telegraph, Sept. 16-19 (LVs)(online)— General election ballot: Scott over Mucarsel-Powell, 45% - 41%.*

*Morning Consult, Sept. 9-18 (LVs)(online)— General election ballot: Scott over Mucarsel-Powell, 46% - 42%.*

## Maryland. Open; Ben Cardin (D) not seeking re-election.

Republican allies of former Gov. Larry Hogan are launching a massive TV ad campaign in the final weeks of the race. The super PAC Maryland's Future, which counts among its donors billionaires Ken Griffin and Stephen Schwarzman, has reserved \$18 million in TV ads from now until Election Day. Angela Alsobrooks will have support from EMILY's List, which spent \$5 million on her behalf in September, but may be outspent overall. That's not unfamiliar territory for the Prince George's County Executive, who was significantly outspent in the Democratic primary but won it handily. Likely Democratic.

*Washington Post/University of Maryland, Sept. 19-23 (LVs)(live caller/ sms)— General election ballot: Alsobrooks over Hogan, 51% - 40%.*

*Morning Consult, Sept. 9-18 (LVs)(online)— General election ballot: Alsobrooks over Hogan, 50% - 39%.*

*Public Policy Polling, Sept. 16-17 (RVs)— General election ballot: Alsobrooks over Hogan, 50% - 37%.*

## Michigan. Open; Debbie Stabenow (D) not seeking re-election.

Former GOP Rep. Mike Rogers is still waiting for outside support to help him combat an onslaught of Democratic spending. Democrats' Senate Majority PAC has reserved \$15.7 million for the rest of the election but the Senate Leadership Fund has yet to put money behind Rogers. That doesn't mean that voters are catching a break though, with both parties airing a combined 20 TV ads in the last week. Democratic Rep. Elissa Slotkin maintains a narrow edge overall. Tilt Democratic.

*Redfield & Wilton Strategies for The Telegraph, Sept. 16-19 (LVs)(online)— General election ballot: Slotkin over Rogers, 46% - 37%, Marsh (G) 2%.*

*Suffolk Univ. for USA Today, Sept. 16-18 (LVs)(live caller)— General election ballot: Slotkin over Rogers, 45% - 43%, Solis-Mullen (L) 1%, Marsh (G) 1%.*

*Tarrance Group (R) for Mike Rogers, Sept. 14-18 (LVs)— General election ballot: Slotkin over Rogers, 49% - 47%.*

## Missouri. Josh Hawley (R), elected 2018 (51%).

Four new surveys of the Show Me State all agree that Hawley is ahead of his Democratic opponent, Marine veteran Lucas Kunce, but disagree on margin. Two Democratic polls, one conducted by GQR for the Kunce campaign and one by Change Research for a pro-Kunce super PAC, pegged the margin at mid-single digits. A third survey, by Emerson College for the Hill, found Hawley ahead by 11 points. But all three surveys also found Trump leading Harris by around 10 points, which would be a significant improvement for Democrats over Trump's 18 and 15-point wins in 2016 and 2020. A GOP poll for a local tipsheet found Hawley ahead by a wider, 15-point margin. Kunce has enjoyed a two-to-one spending advantage over Hawley and his allies since the end of July, but a pro-Hawley super PAC is beginning to spend against him on TV. Solid Republican.

*Emerson College for The Hill, Sept. 12-13 (LVs)(mixed mode)— General election ballot: Hawley over Kunce, 51% - 40%.*

*Change Research (D) for Show Me Research, Sept. 11-13 (RVs)(online/ sms)— General election ballot: Hawley over Kunce, 46% - 41%.*

*GQR (D) for Kunce Campaign, Sept. 6-12 (LVs)(sms/online)— General election ballot: Hawley over Kunce, 50% - 46%.*

## Montana. Jon Tester (D) elected 2006 (49%), 2012 (49%), 2018 (50%).

Republican Navy SEAL veteran Tim Sheehy continues to have the advantage over the Democratic incumbent. Tester is trailing statewide and not doing well enough in the 1st Congressional District (which is the more Democratic half of the state) to compensate for his losses in the 2nd District. Tester still has a chance of winning but he's behind and the clock is ticking. Tilt Republican.

*RMG Research (R) for Napolitan Institute, Sept. 12-19 (LVs)— General election ballot: Sheehy over Tester, 50% - 43%.*

## Nebraska. Deb Fischer (R), elected 2012 (58%), 2018 (58%).

Arguably the quirkiest race of the cycle is making the fight for the Senate a little complicated. Democrats declined to nominate a candidate

Continued on page 9



Continued from page 8

and are getting behind labor leader Dan Osborn, who is running as an independent. Democrats, Republicans, and the Osborn campaign agree the race is currently close but disagree on the trajectory.

Democrats and Osborn believe Fischer is a fundamentally weak incumbent despite the Republican lean of the state.

Osborn is attacking the senator for corporate campaign contributions and her decision to run for re-election after taking a two-term-limit pledge. Republicans are confident that a combination of attacks on Osborn as a secret Democrat and Trump's endorsement of Fischer will right the ship. Previous attempts to do something similar have failed Democrats in Alaska, Kansas, and Utah, but they believe this race is different. Osborn is still a longshot because undecided voters lean to the GOP, but this doesn't have the activity of a Solid race. Shift from Solid Republican to Likely Republican.

*SurveyUSA for Dan Osborn campaign, Sept. 20-23 (LVs)(mixed mode)— General election ballot: Osborn over Fischer, 45% - 44%.*

*Global Strategy Group (D) for Retire Career Politicians (pro-Osborn), Aug. 26-28 (LVs)— General election ballot: Fischer over Osborn, 43% - 42%.*

**Ohio. Sherrod Brown (D) elected 2006 (56%), 2012 (51%), 2018 (53%).** Republican businessman Bernie Moreno is closing the gap with Brown in one of the most expensive races in the country. Democrats believe it's a natural tightening, but Moreno is better-funded than the senator's last opponent and the state is more Republican since Brown's last re-election. Toss-Up.

**Pennsylvania. Bob Casey, Jr. (D) elected 2006 (59%), 2012 (54%), 2018 (56%).** While Casey still appears to have a lead, there are some signs that GOP nominee Dave McCormick is closing the gap. Starting in October, McCormick's allies at Keystone Renewal PAC had another \$57 million in TV reservations, giving Republicans a substantial spending advantage in the closing weeks of the race. A string of decent polls for Harris in the Keystone State are good news for Casey as well, and a reminder that he doesn't need to out-perform the top of the ticket by much or at all if Harris is winning as well. Tilt Democratic.

*MassInc for Spotlight PA, Sept. 12-18 (LVs)(live caller/sms)— General election ballot: Casey over McCormick, 49% - 42%.*

*Marist College, Sept. 12-17 (LVs)(mixed mode)— General election ballot: Casey over McCormick, 52% - 47%.*

*The Washington Post, Sept. 12-16 (LVs)(live caller/sms)— General election ballot: Casey and McCormick tied at 48%.*

*The New York Times/Siena College for the Philadelphia Inquirer, Sept. 11-16 (LVs)(live caller)— General election ballot: Casey over McCormick, 49% - 40%.*

**Nevada. Jacky Rosen (D) elected 2018 (50%).** Public polling has been rosy for the Democrat but her allies believe that the final result will ultimately be closer to the presidential outcome than the double-digit



Dan Osborn

Courtesy Osborn Campaign

leads she often sports. That means a tight race, as Harris currently leads in the FiveThirtyEight average by 0.3 points. But Democrats are currently set to clobber GOP nominee Sam Brown on the airwaves by a nearly 3-to-1 margin in the closing weeks of the race, which will make it more difficult for the retired Army captain to rise out of the high 30s and low 40s, where he's been mired in polling. Tilt Democratic.

*Redfield & Wilton Strategies for The Telegraph, Sept. 16-19 (LVs)(online)— General election ballot: Rosen over Brown, 47% - 38%.*

*Emerson College for The Hill, Sept. 15-18 (LVs)(mixed mode)— General election ballot: Rosen over Brown, 48% - 41%.*

*Noble Predictive Insights, Sept. 9-16 (LVs)(sms/online panel)— General election ballot: Rosen over Brown, 53% - 38%.*

**New Mexico. Martin Heinrich (D) elected 2012 (51%), 2018 (54%).** Republicans were excited about this contest when Biden was dragging down Heinrich at the top of the ticket. Former Bridgewater CFO Nella Domenici's last name and ample personal resources made it an attractive sleeper race, but since Harris took over as nominee there's been less conversation surrounding the Land of Enchantment. Heinrich is still taking the race seriously, running negative ads against Domenici in an effort to tie her to national Republicans, but looks to be in better shape than over the summer. Solid Democratic

*SurveyUSA for KOB-TV, Sept. 12-18 (LVs)(online)— General election ballot: Heinrich over Domenici, 47% - 34%.*

*Research & Polling Inc. for the Albuquerque Journal, Sept. 6-13 (LVs)(live caller)— General election ballot: Heinrich over Domenici, 50% - 38%.*

**Texas. Ted Cruz (R) elected 2012 (56%), 2018 (51%).** Texas is still a Republican state but Democratic Rep. Colin Allred remains stubbornly close to Cruz in multiple polls. It's still not clear Harris can stay close to Trump in the presidential race (she probably needs to lose the state by 5 points or less) and Republicans are spending heavily on Cruz's behalf — \$11 million from two allied super PACs. With a little more than a month to go, the race is still close and an Allred victory can't be ruled out. Shift from Likely Republican to Lean Republican.

*Texas Hispanic Policy Foundation, Sept. 13-18 (LVs)(text-to-web)— General election ballot: Cruz over Allred, 48% - 45%.*

*Morning Consult, Sept. 9-18 (LVs)(online)— General election ballot: Allred over Cruz, 45% - 44%.*

**Wisconsin. Tammy Baldwin (D) elected 2012 (51%), 2018 (55%).** Baldwin continues to lead GOP businessman Eric Hovde, but it's a close race. It looks like Democrats are on pace to swamp Republicans in TV spending, but Hovde is making his ad buys week-to-week and he's demonstrated his commitment to spending millions of dollars from his own checkbook to win. It looks like Wisconsin is competitive up and down the ballot. Baldwin has the edge but it's a narrow one. Shift from Lead Democratic to Tilt Democratic.

*MassInc Polling for Wisconsin Watch, Sept. 12-18 (LVs)— General election ballot: Baldwin over Hovde, 52% - 44%.*

*Marist College, Sept. 12-17 (LVs)(mixed mode)— General election ballot: Baldwin over Hovde, 51% - 48%.*

*Quinnipiac Univ., Sept. 12-16 (LVs)— General election ballot: Baldwin over Hovde, 51% - 47%.*

*FabrizioWard (R)/Impact Research (D) for AARP, Sept. 11-14 (LVs)(mixed mode)— General election ballot: Baldwin over Hovde, 50% - 47%.*



# Montana 1 Poll: Tranel and Tester on the Edge

By Jacob Rubashkin

One of 2022's most surprising House races looks headed for a similarly hard-fought finish this year. Montana's Ryan Zinke — a onetime rising star with a military background, two statewide victories, and a stint as Interior Secretary — was nearly denied in his attempt to return to Congress from Big Sky County by attorney and former Olympian Monica Tranel.

Now Tranel is back for a rematch, and while the race isn't flying under the radar as it did two years ago, it looks just as competitive, according to a new poll conducted by Noble Predictive Insights for *Inside Elections*.

In the Sept. 11-14 survey, fielded entirely after the presidential debate, Zinke led Tranel by 4 points. The poll also tested the blockbuster Senate race, and found warning signs for embattled Sen. Jon Tester as he fights to keep his seat — and a Democratic majority.

## The Lay of the Land

Montana's 1st District spans the western third of Big Sky Country, from the Idaho border east to just outside the capital of Helena. Missoula is the largest city, and the biggest source of Democratic votes. The district also includes fast-growing Bozeman.

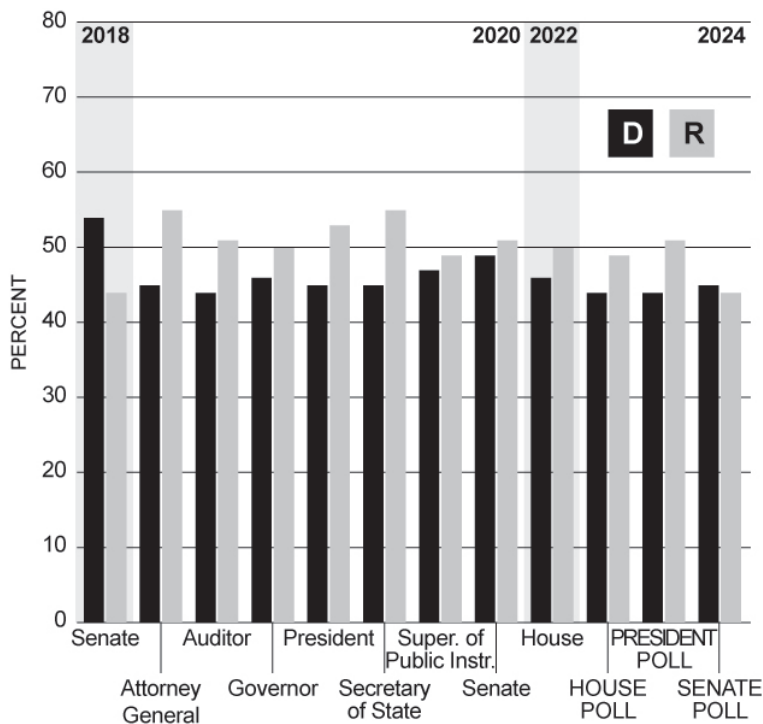
The 1st is predominantly white (86 percent), with a sizable Native American population (7 percent) — the district is home to two reservations.

Politically, the district is the more competitive of Montana's two seats and while it leans Republican, Democrats have carried it in statewide contests.

In 2020, Biden would have lost the district by about 7 points, 52-45 percent, but in the Senate race, Gov. Steve Bullock lost it by a narrower 2 points, 51-49 percent. In 2018, Tester would have carried the 1st district

## Statewide Election Results in Montana's 1st

Poll conducted Sept. 11-14 by Noble Predictive Insights



by 10 points, 54-44 percent. In 2016, Trump would have carried the seat by 12 points, 52-40 percent, but Bullock would have won it by 9 points in the gubernatorial contest.

## The House Race

In 2022, Tranel held Zinke to a closer-than-expected 3-point win, 50-47 percent, with a Libertarian taking 4 percent.

The 2024 contest looks strikingly similar. In the poll, Zinke led Tranel by 4 points, 47-43 percent, with Libertarian Dennis Hayes pulling another 3 percent.

The race remains competitive because of Zinke's mixed image. The former Navy SEAL resigned from Trump's cabinet in the midst of more than dozen ethics investigations and has long dealt with the perception that he spends too little time in Montana. Voters were split on how they see him, with 45 percent viewing him favorably and 46 percent viewing him unfavorably.

Tranel is slightly less well known but was seen favorably by 43 percent and unfavorably by 38 percent. Hayes, the Libertarian, is virtually unknown, with just 16 percent of voters expressing an opinion of him.

But that could change, because boosting Hayes is a key component of Democrats' strategy to win this district. In publicly available messaging materials, House Democrats' campaign arm signaled to outside allies that certain Republicans in the district should be targeted with ads introducing Hayes as a "conservative outsider who is focused on draining the corrupt Washington swamp, building Trump's border wall, eliminating the government overreach of the Bureau of Land Management."

In a head-to-head ballot against Tranel, Zinke led by a slightly greater margin, 49-44 percent.

## The Senate Race

In the Senate race, Tester led GOP opponent Tim Sheehy by 1 point, 45-44 percent. Libertarian Sid Daoud took 3 points, and Green Party nominee Robert Barb took 1 percent.

A one-point victory in the 1st is not sufficient for Tester to win statewide, given how overwhelmingly Republican the 2nd District is. In 2018, Tester won statewide by 3 points while carrying the 1st by 10 percent, so this poll suggests he faces a mid-single digit deficit statewide.

A recent survey from FabrizioWard (R)/David Binder Research (D) sponsored by the AARP found Tester trailing Sheehy statewide by 6 points.

Arguably, the increased concentration of Democratic voting power in the western half of the state means that Tester may need an even stronger performance in the 1st District than he has enjoyed in the past. In his first election in 2006 he would have carried the 1st by 5 points, and in 2012 he would have carried it by 7 points, even as his statewide margin remained steady.

Tester's image was breakeven in the poll, with 49 percent of voters viewing him favorably and 47 percent unfavorably, while Sheehy is moderately unpopular, with 43 percent seeing him favorably and 50 percent seeing him unfavorably.

The Democrat did capture support from 5 percent of Trump voters, but in a state where Trump will win by double digits, that level of crossover voting would be insufficient.

