

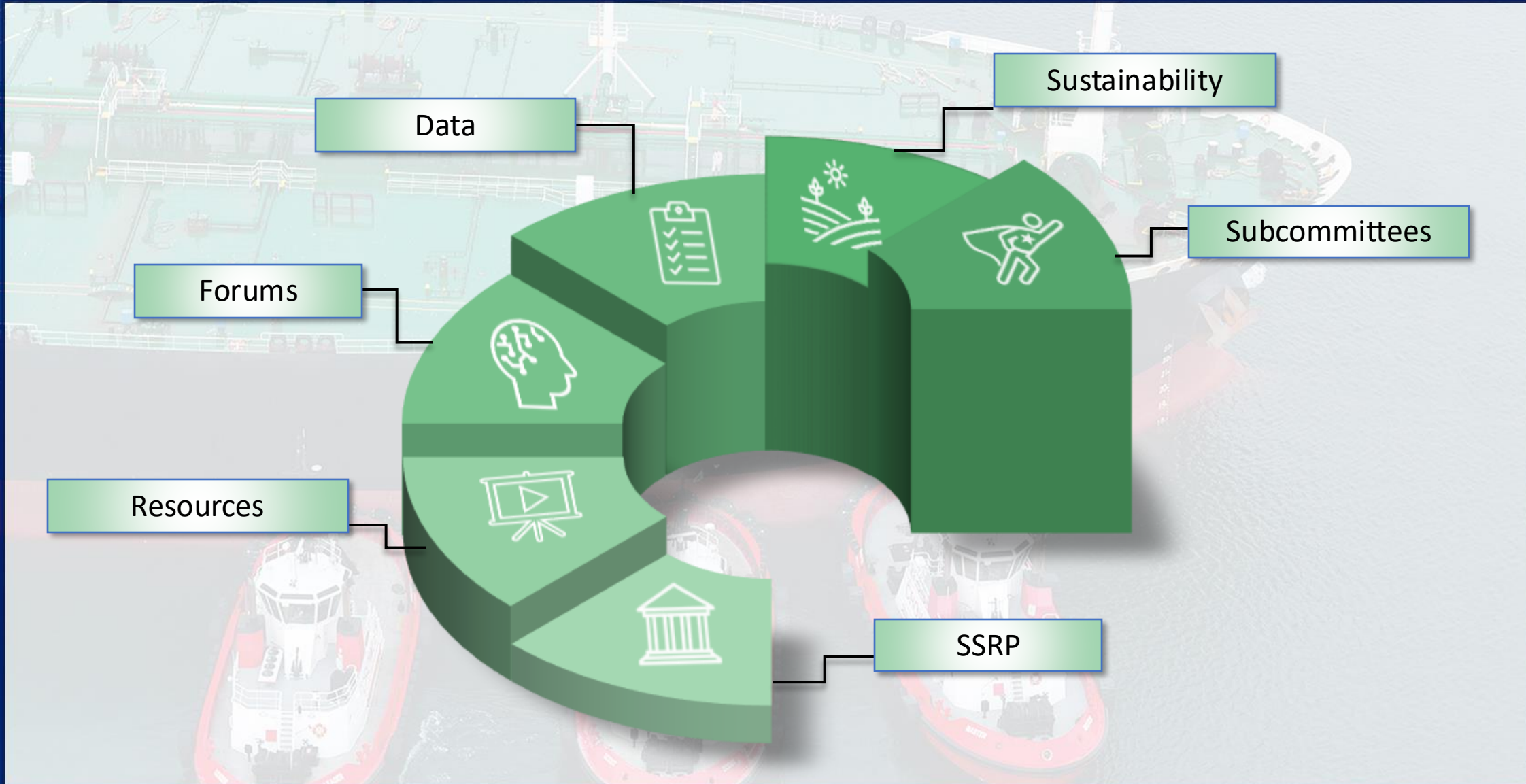
# SAFETY and SSRP Report


Michael Breslin  
Senior Director Safety and Sustainability



**The American  
Waterways Operators**


*The Tugboat, Towboat & Barge Industry Association*





## SSRP & Resources

- [RESOURCES: WEBSITE](#)



# FALLS OVERBOARD REPORT





SSRP &  
Resources

← ↻ 🏠 <https://awo.salixhub.com> 🔍 🔖 ⚙️

AWO Intranet - Home 📁 OFFICE 📁 Lincoln 📁 NPR NOLA 📁 CEO @ Home 📁 Microsoft Power Au...

The American Waterways Operators << Safety Statistics

Home

Home

SUPPORT

- FAQ
- Manuals
- Request Account Info
- Contact Us

**WELCOME**

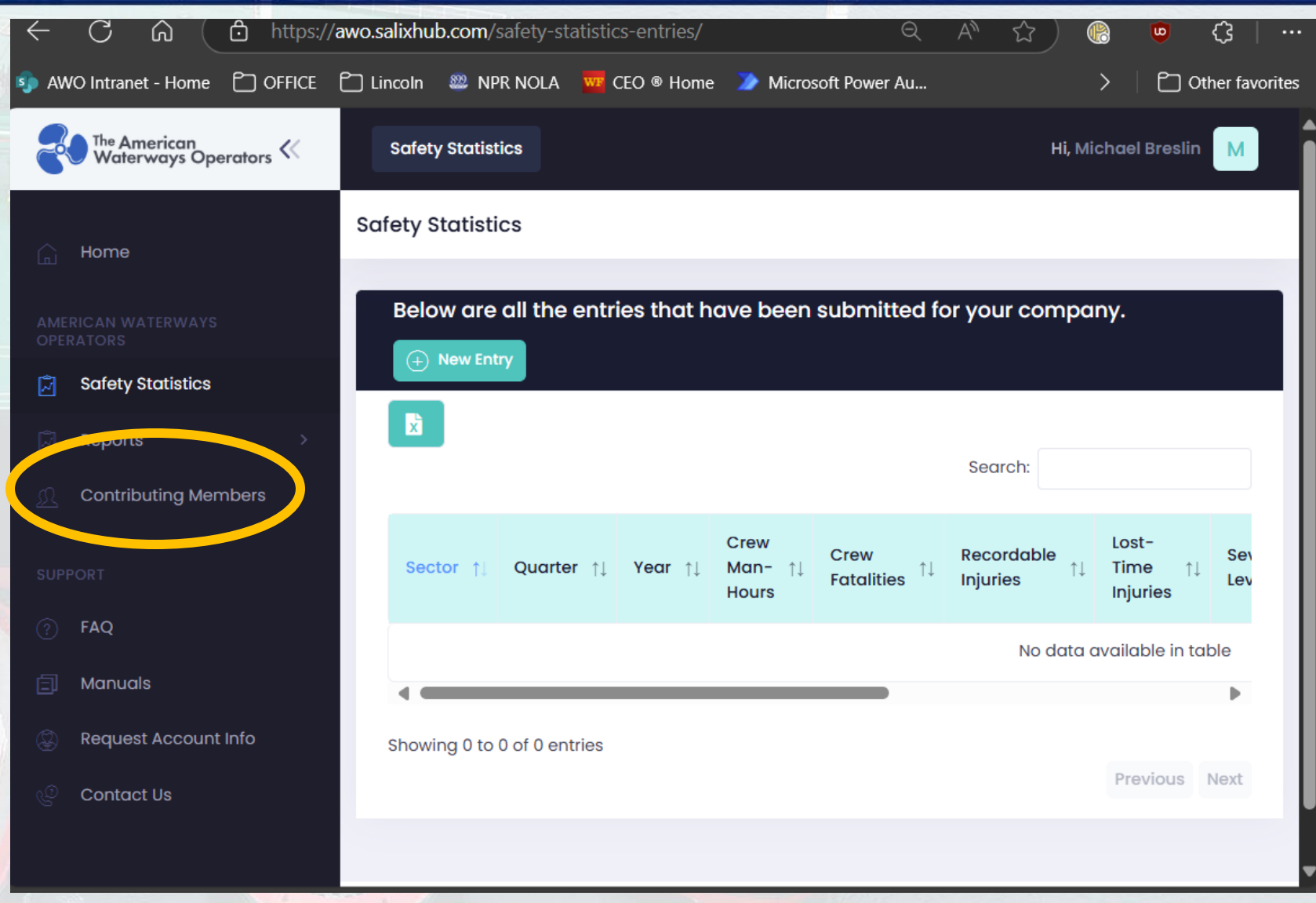
The AWO Safety Statistics Reporting program is designed for simple, confidential tracking of a small set of data points including:

- Vessel crew man hours
- Total number of crew fatalities
- Total number of recordable injuries ⚠️
- Total number of lost-time injuries ⚠️
- Severity for each of the lost-time injuries
- Total number of falls overboard
- Total reportable spills of all types
- Total volume of spills in gallons

All AWO carrier member companies must use a safety management system which meets the 46 CFR Subchapter M Part 138 (e.g., the Responsible Carrier Program, International Safety Management Code) which requires that they track these data points in some way. AWO continues to embrace and promote safety management systems as the principal means of driving continuous safety improvement. By utilizing the AWO reporting program, members have access to a valuable benefit that allows the production of reports and tools to



SSRP &  
Resources



AWO Intranet - Home | OFFICE | Lincoln | NPR NOLA | CEO @ Home | Microsoft Power Au... | Other favorites

The American Waterways Operators

Safety Statistics | Hi, Michael Breslin

### Safety Statistics

Below are all the entries that have been submitted for your company.

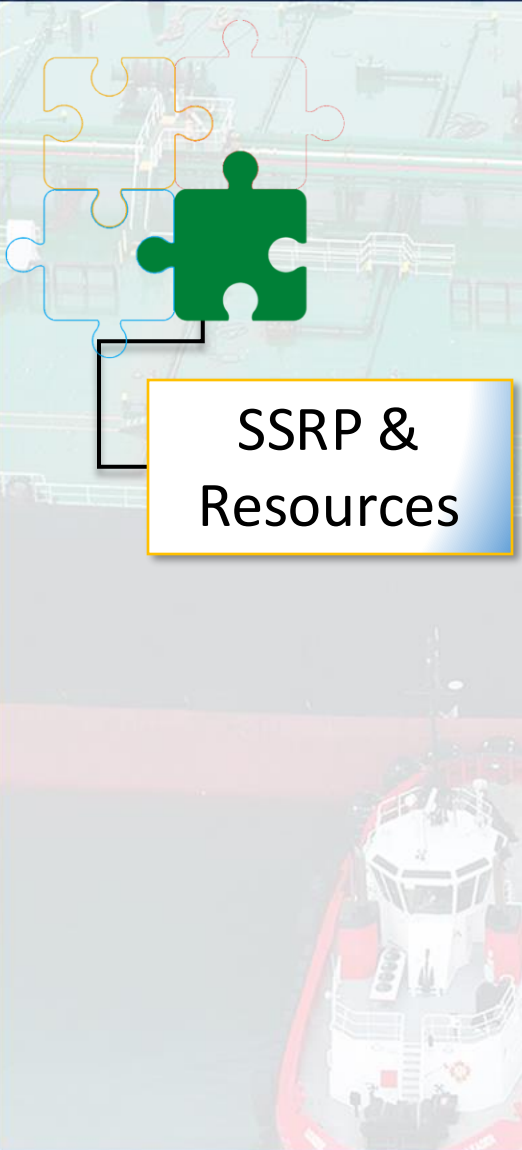
[+ New Entry](#)

Search:

Sector	Quarter	Year	Crew Man-Hours	Crew Fatalities	Recordable Injuries	Lost-Time Injuries	Sev Lev
No data available in table							

Showing 0 to 0 of 0 entries

[Previous](#) [Next](#)



SSRP &  
Resources

The American Waterways Operators <<

Safety Statistics

Hi, Michael Breslin M

### Contributing Members

"UP TO DATE" organizations have submitted data to the SSRP program after January 1, 2024

Last updated: 2/13/2025

Company Name	Submission Status	Common ID
ADM	UP TO DATE	1982
AEP River Operations	UP TO DATE	1904
Alaska Marine Lines Inc.	UP TO DATE	1503
American Commercial Barge Line	UP TO DATE	1663
Amherst Madison Inc.	UP TO DATE	1616
Bellaire Harbor Service, LLC	UP TO DATE	1528
Blessey Marine Services, Inc.	UP TO DATE	1671
Borghese Lane LLC	UP TO DATE	8320

- Home
- AMERICAN WATERWAYS OPERATORS
- Safety Statistics
- Reports
- Contributing Members
- SUPPORT
- FAQ
- Manuals
- Request Account Info
- Contact Us

## Home

## WELCOME




The AWO Safety Statistics Reporting program is designed for simple, confidential tracking of a small set of data points including:

- Vessel crew man hours
- Total number of crew fatalities
- Total number of recordable injuries ⚠
- Total number of lost-time injuries ⚠
- Severity for each of the lost-time injuries
- Total number of falls overboard
- Total reportable spills of all types
- Total volume of spills in gallons




All AWO carrier member companies must use a safety management system which meets the 46 CFR Subchapter M Part 138 (e.g., the Responsible Carrier Program, International Safety Management Code) which requires that they track these data points in some way. AWO continues to embrace and promote safety management systems as the principal means of driving continuous safety improvement. By utilizing the AWO reporting program, members have access to a valuable benefit that allows the production of reports and tools to



SSRP &  
Resources

 HomeAMERICAN WATERWAYS  
OPERATORS Safety Statistics Reports >

SUPPORT

 FAQ Manuals Request Account Info Contact Us




SSRP &  
Resources






SSRP &  
Resources





# Recreational Boater

Forums & Subcommittees



**Videos**  
Video library free for use to promote boating and water safety

- Recreational Boating Facts
- Federal and State Contacts
- Videos
- FAQs
- Safe Boating Courses

Three video thumbnails are displayed in a vertical list. The top thumbnail shows a man in a blue life vest talking to someone. The middle thumbnail shows a woman walking a dog on a path near water. The bottom thumbnail shows a person in a hat on a boat.

The cover of the 'Falls Overboard Report' is shown. It features a dark blue background with the title 'FALLS OVERBOARD REPORT' in large, bold, white and yellow letters. Below the title is the logo for 'The American Waterways Operators'. To the left of the title are three small, square images: the top one shows a worker on a ladder, the middle one shows a worker in a red hard hat and safety vest, and the bottom one shows a yellow structure.

- **Navigation Incidents in SSRP**
- Information pulled from **MISLE - incidents**
- **Healthworks partnership**
- **Bridge Event Reporting Program data**



**New Entry**  
For details or instructions, click on [?](#) or refer to the [AWO Safety Statistics Reporting Program Instruction Manual](#).

Directions: Select the operational sector and enter your data per sector in which you operate in. If your organization operates in more than one Sector, please submit a separate form for each. There are no restrictions on the number of submissions per quarter.

Sector being reported <a href="#">?</a> Use a separate entry for each Sector.	Please Select	Total # of Recordable Injuries <a href="#">?</a>	
Quarter for reported Sector	Please Select	Total # of Lost-Time Injuries <a href="#">?</a>	
Year for reported Sector	Please Select	Total # of Falls Overboard <a href="#">?</a>	
Vessel crew man-hours <a href="#">?</a>		Total Reportable Spills of All Types <a href="#">?</a>	
Total # of Crew Fatalities		Total Volume of Spills (in gallons) <a href="#">?</a>	

**Severity Levels Descriptions**

- Moderate [?](#)
- Serious [?](#)
- Severe [?](#)
- Critical [?](#)

[Cancel](#) [Review](#)



Data

# Sustainability Tech Working Group

## Meets Every Other Month

- 5 meetings in 2024
- 49 members
- 50/50 Carrier-Affiliate

## Notable Guest Speakers

- MARAD
- Clean Fuels Alliance America
- Maritime Grant Specialist
- LCFS Consultant



Sustainability Tech

An aerial photograph of a large ship's deck, showing various pieces of equipment, railings, and structures. Below the main ship, three smaller tugboats are visible, each with a white cabin and a red hull. The entire scene is set against a dark blue background.

# Questions?